

BELT MINI CONVEYOR

For Flexible & Multi-purpose Conveyance

D.I.Y. Type

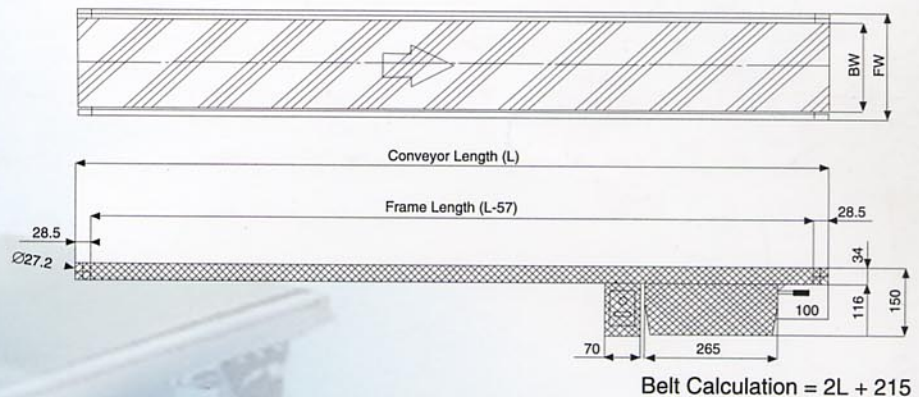
Fastest Delivery

24-hours continuous operating capability

Low-noise, long-life

D.I.Y concept

Components available off-the-shelf



Specifications

Unit: mm

Belt width BW	100, 200, 300, 400, 500, 600
Frame width FW	Belt width BW + 35
Length L	1,000 ~ 12,000
Height H	150 (Drive Unit)
Frame	Aluminium construction (Frame height : 34mm)
Slide Bed	Guanised Steel
Speed 50Hz	0.9~2.7, 1.5~4.5, 2.5~7.5, 5.0~15.0
60Hz	1.1~3.3, 1.8~5.5, 3.0~9.0, 6.0~18.0
Belt	PU Belt (2-ply) / PVC Belt (2 Ply)
Motor	25W, 40W, 60W, 90W
Power	AC 220 / 230V (Single Phase)

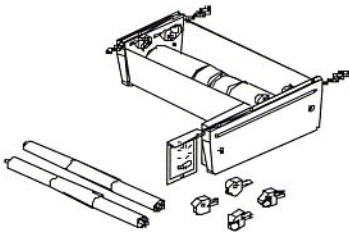
*Actual belt width dimension are 3mm narrower than the above nominal belt width, and for frame lengths of 4,100mm or more, the dimensions are 20mm narrower.



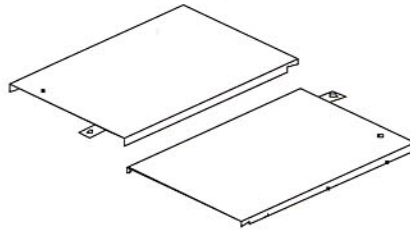
BELT MINI CONVEYOR
MINI CONVEYOR

LIST OF COMPONENTS

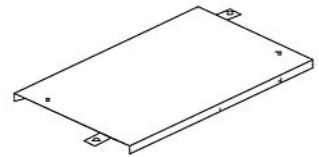
BELT MINI CONVEYOR / D.I.Y. Type




DRIVE UNIT COMPLETE
*Exclude Motor & Gearhead



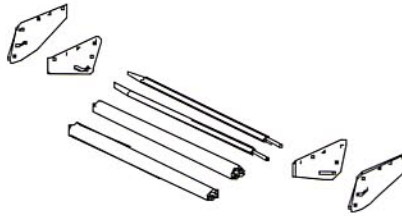
FRONT-END BED
Length : 468.5 mm x 2



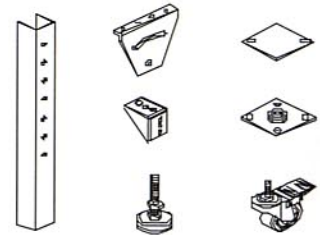
INTERMEDIATE BED
Length : 500mm



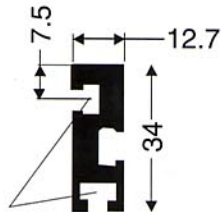
RETURNS ROLLER - FLAT FACE
Diameter : 27.5mm



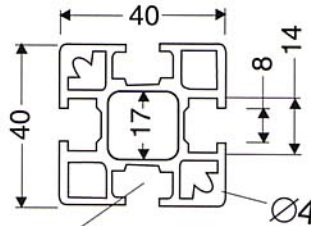
INCLINE BRACKET
*Adjustable Angle up to 30 degree



SUPPORT LEG ACCESSORIES
Extension Frame - For Adjustable +/- 200mm
Leg Holder - Grey
End Cap - 40 x 40
End Cap for Base Cup
Angle Bracket - Cast Steel
Base Cup with Rubber Pad - M12 x 100
Castor Wheel - PU with Brake



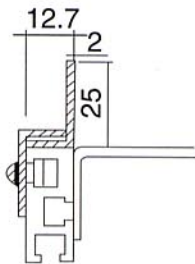
M5 Nut Groove



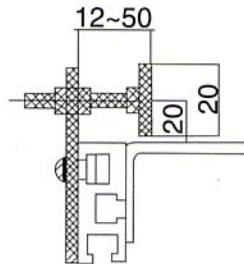
M8 Nut Groove

ALUMINIUM SIDE FRAME
12.7 x 34 x 6000mm

No.40 ALUMINIUM FRAME
40 x 40 x 6000mm



BMC-L1 SIDE GUIDE



BMC-F1 SIDE GUIDE



NON-FRICTION TAPE
* 21mm x 20 mtrs
* 18mm x 20 mtrs

* All components supplied including nuts & screws.

* Flat packing on Drive Unit Complete, Front-End Bed and Intermediate Bed for easy delivery and storage.

Distributor